


# Flex I/O Series

## I/O Expansion Module for MIC-7 Series



### Features

- Flexible expansion for various I/O connection
- Flex I/O expansion on the front panel for same-side cabling
- Support various display interfaces and the 3rd output
- Support I/O and intelligent alarm function
- Expand two more LAN ports
- Expand for 2 x 2.5" SSD
- Support TPM module
- MIC-7 Series compatible

### Introduction

Flex I/O series modules provide flexible expansion for MIC-7 Series so customers can enjoy display, more control, and better communication via Flex I/O. All Flex I/O are attached directly from connectors reserved on the MIC-7 series main board and installed on the front panel, making it easy to fulfill machine, factory automation, and IEM deployments.

### Flex I/O Assembly Example

#### Small Flex I/O



Default MIC-770



Small Flex I/O Remote Switch



After Assembly

#### Regular Flex I/O



Default MIC-770



Regular Flex I/O DVI



After Assembly



Default MIC-770



Small Flex I/O Remote Switch



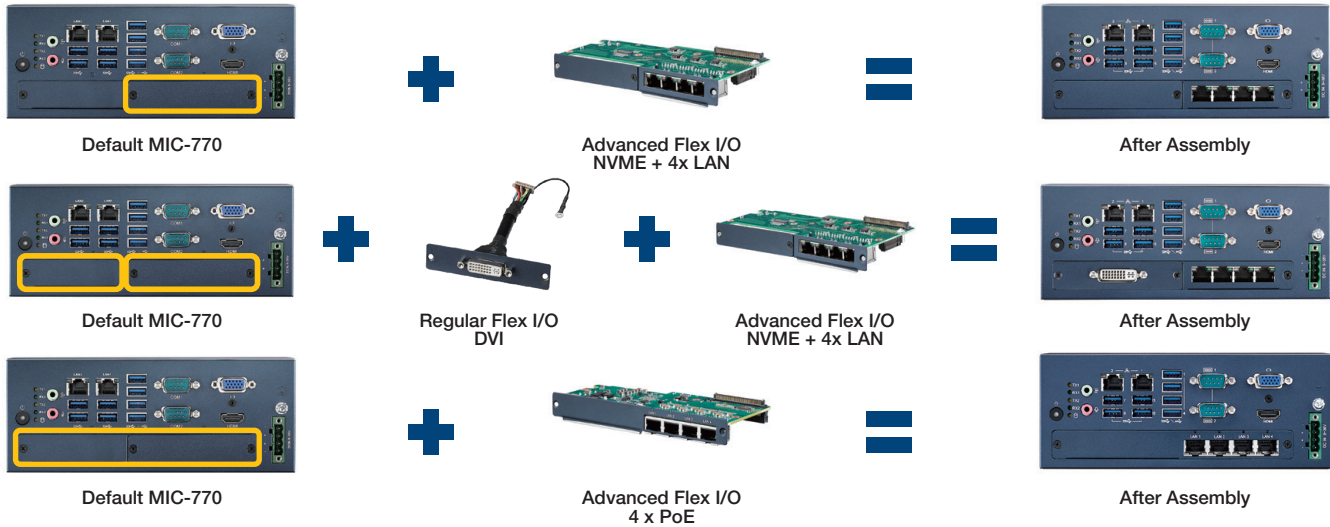
Regular Flex I/O DVI



After Assembly

# Flex I/O Series

## Advanced Flex I/O



## Compatible Table

Flex I/O	Function	Part Number	MIC-7500	MIC-7700		MIC-770 V1		MIC-770 V2		MIC-770 V3		MIC-7900
				MIC-7700Q	MIC-7700H	MIC-770Q	MIC-770H	MIC-770W	MIC-770H	MIC-770W	MIC-770H	
Small FIO												
	Remote Switch	98R17500701	-	-	-	✓	✓	✓	✓	✓	✓	-
Regular FIO												
	DVI	98R17500001	✓	✓	✓	✓	✓	✓	✓	✓	✓	-
	HDMI & Remote Switch	98R17500101	✓	✓	✓	✓	✓	✓	✓	✓	✓	-
	HDMI	98R17500301	✓	✓	✓	✓	✓	✓	✓	✓	✓	-
	Remote Switch	98R17500401	✓	✓	✓	✓	✓	✓	✓	✓	✓	✓
	4x COM RS-232	98R17500601	-	-	-	✓	✓	✓	✓	✓	✓	-
	Reset & Remote Switch & 5VDC	98R17500801	✓	✓	✓	✓	✓	✓	✓	✓	✓	✓
	16 bit GPIO	98R17500901	8 bit	✓	✓	✓	✓	✓	✓	-	-	8 bit
	Display Port	98R17501001	-	✓	✓	✓	✓	✓	✓	✓	✓	-
	Dual LAN	9891790040E	-	✓	-	-	-	-	-	-	-	-
	GPIO module (32bit)	AIIS-DIO32-00A1E	✓	✓	✓	✓	✓	✓	✓	✓	✓	✓
	TPM 2.0 module (LPC)	PCA-TPM-00B1E	✓	✓	✓	✓	✓	✓	✓	-	-	-
	TPM 2.0 module (SPI)	PCA-TPMSPI-00A1	-	-	-	-	-	-	-	✓	✓	-
	2x SSD kit	98R1752020E	-	✓	-	✓	✓	✓	✓	✓	✓	✓
Advanced FIO*												
	NVME+ 4x LAN	98910770301	-	-	-	✓	-	✓	-	✓	-	-
	NVME	98910770401	-	-	-	✓	-	✓	-	✓	-	-
	4 x PoE	98910770501	-	-	-	✓	-	✓	-	✓	-	-

\* H SKU does not support. Please refer to Advanced Flex I/O datasheet for more detail.

## Ordering Information

Part Number	Description
98R17500001	MIC DVI kit FIO
98R17500101	MIC HDMI/Remote Switch kit FIO
98R17500301	MIC HDMI kit FIO
98R17500401	MIC Remote Switch kit FIO
98R17500601	MIC COMport kit FIO (4x COM RS-232 via 2x dual DB9 cable)
98R17500701	MIC Remote Switch kit for SFIO
98R17500801	MIC Reset/Remote Switch/5VDC kit FIO
98R17500901	MIC GPIO kit (2x 8 bit GPIO cables)
98R17501001	MIC Display Port kit FIO
98R1790040E*	MIC Dual LAN kit FIO
AIIS-DIO32-00A1E**	AIIS GPIO (32 bit)
PCA-TPM-00B1E	TPM 2.0 module (LPC)
PCA-TPMSPI-00A1	TPM 2.0 module (SPI)
98R1752020E	2 x 2.5" SSD kit (7mm thick)
<b>Advanced Flex I/O</b>	
98910770301	MIC NVMe + 4 LAN FIO
98910770401	MIC NVMe FIO
98910770501	MIC 4 PoE FIO

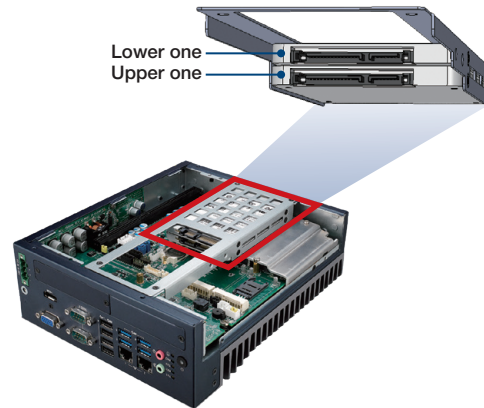
Note: Cable/module, cover and screws are included.

\* Requires a bracket (P/N: 1960074360N003)

\*\* Requires a DB37 bracket (P/N: 1960068787N002)

## 98R1752020E 2x 2.5" SSD kit Assembly

2 x 2.5" SSD assembled in the dual SSD tray



Example: Assembled inside of MIC-770

Note 1: Compatible with MIC-7 series Flex I/O and Advanced Flex I/O

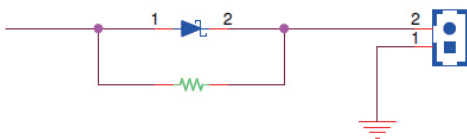
Note 2: Support 2 x 2.5" 7mm thick SSD only (HDD is not recommended)

Note 3: SSD is not included


## Pin Definition

### 98R17500101, 98R17500401, 98R17500701

Remote switch pin definition



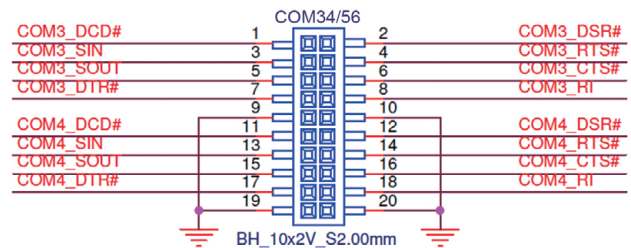
Connector pin definition



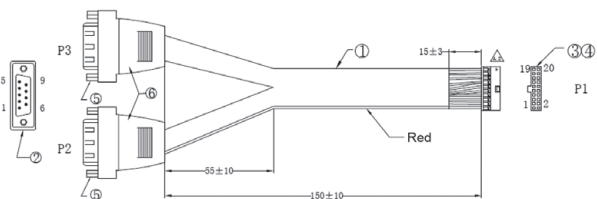
Note: 2-pin phoenix contact terminal block is included in remote switch kit. Can connect to ATX power button via cable. Remote switch supports ATX power button via 2-pin (power button is not included).

### 98R17500601

COM 34/56 pin definition



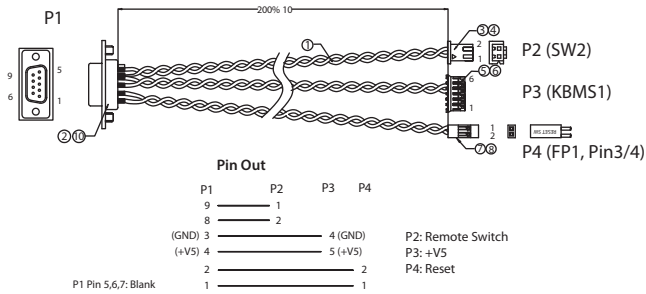
DB9 Connector pin definition



PIN OUT

P1	WIRE COLOR	P2	P3
1		1	
2		6	
3		12	
4		2	
5		3	
6		8	
7		4	
8		9	
9		5	
10		10	
11		1	
12		16	
13		13	
14		7	
15		14	
16		15	
17		11	
18		17	
19		18	
20		19	

## 98R17500801



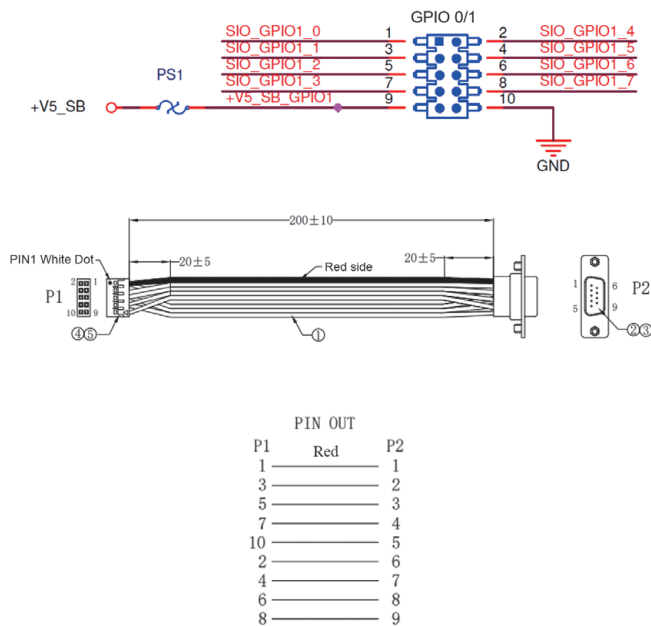
## AIIS-DIO32-00A1E

DIO pin definition

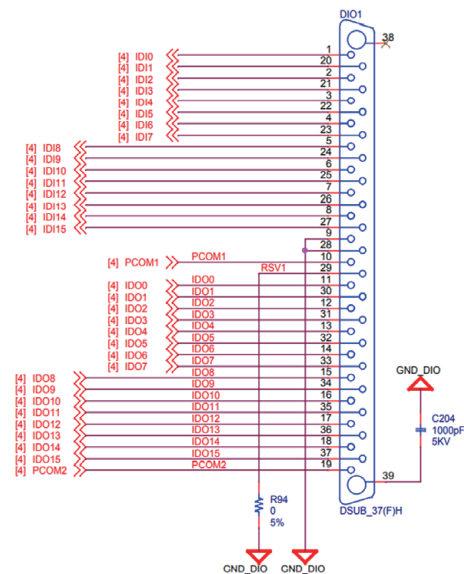
Pin01 => IDI0	Pin20 => IDI1
Pin02 => IDI2	Pin21 => IDI3
Pin03 => IDI4	Pin22 => IDI5
Pin04 => IDI6	Pin23 => IDI7
Pin05 => IDI8	Pin24 => IDI9
Pin06 => IDI10	Pin25 => IDI11
Pin07 => IDI12	Pin26 => IDI13
Pin08 => IDI14	Pin27 => IDI15
Pin09 => [GND]	Pin28 => [GND]
Pin10 => PCOM1	Pin29 => [GND]
Pin11 => IDO0	Pin30 => IDO1
Pin12 => IDO2	Pin31 => IDO3
Pin13 => IDO4	Pin32 => IDO5
Pin14 => IDO6	Pin33 => IDO7
Pin15 => IDO8	Pin34 => IDO9
Pin16 => IDO10	Pin35 => IDO11
Pin17 => IDO12	Pin36 => IDO13
Pin18 => IDO14	Pin37 => IDO15
Pin19 => PCOM2	

## 98R17500901

GPIO 0/1 pin definition



DB37 connector pin definition



Note 1: GPIO0 and GPIO1 pin definition are the same.

Note 2: P1 Pin 9: Blank